

A mag

www.a-magazine.org

Architecture Magazine for Children
Revista de Arquitectura para Niños
Haurrentzako Arkitektura Aldizkaria.

7 / 2016

ISSUE #5/

>ARTICLE #7/2016

A4 Story of a City /

A4 приказка за град /


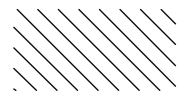
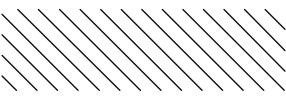




A4 historia de una ciudad /

A4 hiri baten istorioa.



>by Arch for Children.
Sofia, Bulgaria.

cut
fold
glue



CHILDREN
ARCHITECTURAL
WORKSHOP

Amag

Educational Content, **Article No 7.**

A4 Story of a City.

Author: Arch for Children, Sofia, (Bulgaria).

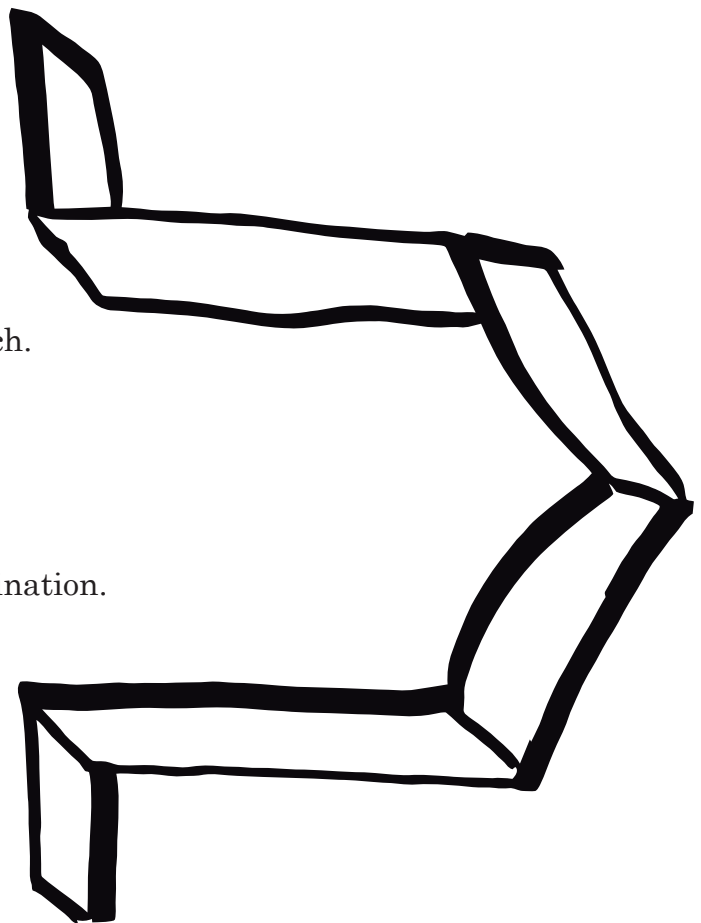
Once upon a time ...

With these magical words begin most of the traditional fairy tales from our childhood. Ordinary words that bring small kids and their parents to another parallel imaginative world where everything is possible ...

``A4 story of a City`` is an exercise created by Children Architectural Workshop, Sofia, Bulgaria where children learn more about the realm of architecture. It is an urban game that aims to develop children`s knowledge about the city and how it works. Defining basic people`s activities like housing, learning, working and relaxing, the children discover different building types that correspond to them. In a playful way the kids become aware of the surrounding buildings and learn more about the functional connections between them. Children perceive architecture above all emotionally and with their imagination. For them a building is never just bricks and concrete. They bring it to life and can tell us endless stories that are filled with magic. Kids love exploring and experimenting, they love creating. The challenge to transform A4 sheet of paper in a three dimensional city model turns to be an exciting experience for them.

Instructions:

1. – Print A4 template sheet.
2. – Cut the full lines.
3. – Fold the dash lines.
4. – Bend the stripe and glue it on the hatch.
5. – Imagine a story and characters.
6. – Add drawings on your model.
– doors, windows, paths, flowers, etc.
7. –Try with another empty A4 paper.
– don`t use the template, use your imagination.
8. – Combine different A4 models,
create a city and play!



Amag

Образователно Съдържание, Статия No 7.

A4 приказка за град.

Автор: Arch for Children, Sofia, (Bulgaria).

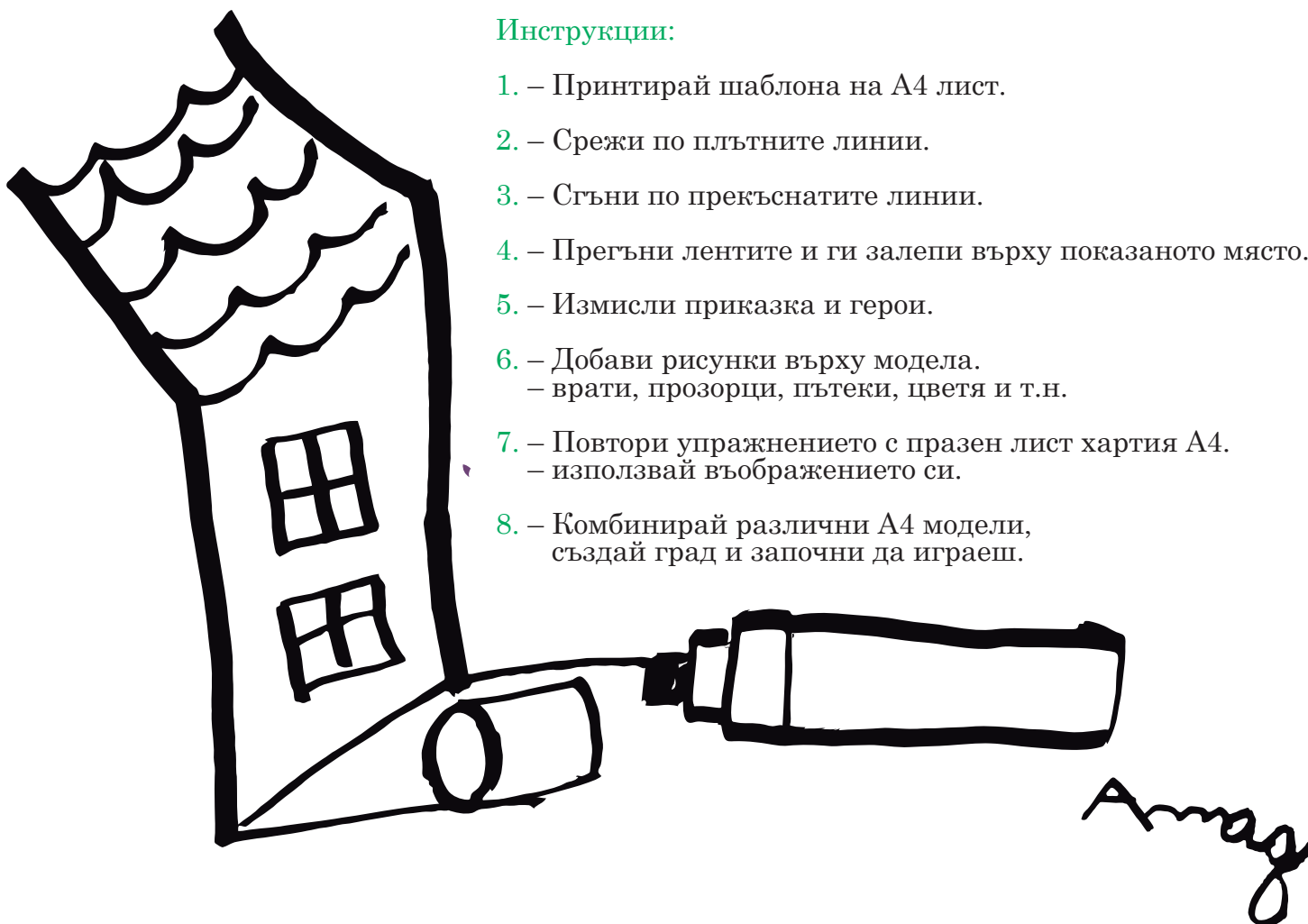
Имало едно време ...

С тези магични думи започват повече от традиционните приказки свързани с нашето детство. Простички думи, които обаче пренасят децата и техните родители в един паралелен, въображаем свят, където всичко е възможно ...

„А4 приказка за град“ е упражнение създадено от Детска архитектурна работилница, София, България, където децата научават повече за царството на архитектурата. Това е урбанистична игра, която има за цел да развие тяхното познание за града и неговите елементи. Определяйки основните човешки дейности като живеене, учене, работене и почиване, децата откриват различните типове сгради, които отговарят на тях. Под формата на игра те се запознават със заобикалящите ги сгради и научават повече за функционалните връзки между тях. Децата възприемат архитектурата преди всичко емоционално и с въображение. За тях една сграда никога не е просто тухли и бетон. Те я одухотворяват и могат с часове да ни разкажат безкрайни истории, изпълнени с вълшебство. Децата обичат да изследват и експериментират, обичат да създават. Предизвикателството да превърнат А4 лист хартия в триизмерен модел на град се превръща във вълнуващо преживяване за тях.

Инструкции:

1. – Принтирай шаблона на А4 лист.
2. – Срежи по плътните линии.
3. – Сгъни по прекъснатите линии.
4. – Прегъни лентите и ги залепи върху показаното място.
5. – Измисли приказка и герои.
6. – Добави рисунки върху модела.
– врати, прозорци, пътеки, цветя и т.н.
7. – Повтори упражнението с празен лист хартия А4.
– използвай въображението си.
8. – Комбинирай различни А4 модели,
създай град и започни да играеш.



Contenido Educativo, **Artículo No 7.**


A4 historia de una ciudad.

Autor: Arch for Children, Sofia, (Bulgaria).

Érase una vez...

Con estas palabras mágicas empiezan la mayoría de los cuentos tradicionales de nuestra infancia. Palabras sencillas que transportan a los niños y a sus padres a un mundo imaginario paralelo donde todo es posible.

“A4 historia de una ciudad” es un ejercicio creado por el Children Architectural Workshop de Sofía, Bulgaria, donde los niños aprenden sobre el ámbito de la arquitectura. Es un juego urbano para desarrollar el conocimiento de los niños sobre la ciudad y cómo funciona. Definiendo actividades básicas de las personas como habitar el hogar, aprender, trabajar y relajarse, los niños descubren diferentes tipos de edificios que corresponden a esas actividades. Los niños se dan cuenta de los edificios del entorno de un modo divertido, y aprenden sobre las conexiones funcionales entre ellos. Los niños perciben la arquitectura sobre todo de un modo emocional y con su imaginación. Para ellos un edificio no es sólo ladrillos y cemento. Ellos le dan vida y nos pueden contar historias interminables llenas de magia. Los niños aman explorar y experimentar, aman crear. El reto de transformar un papel A4 en una ciudad de tres dimensiones es una experiencia emocionante.



Instrucciones:

1. – Imprime la hoja modelo A4.
2. – Corta por las líneas.
3. – Pliega por las líneas de puntos.
4. – Pliega la raya y pégalo en la pestaña.
5. – Imagina una historia y personajes.
6. – Añade dibujos a tu maqueta.
– puertas, ventanas, pasillos, flores, etc.
7. – Inténtalo con otro papel A4 en blanco.
– no uses la hoja modelo, usa tu imaginación.
8. – Combina varios modelos A4,
crea una ciudad y juega!

Amag

Hezkuntza Edukiak, No 7. Artikulua


A4 hiri baten istorioa.

Autorea: Arch for Children, Sofia, (Bulgaria).

Bazen behin...

Hitz magiko horiekin hasten dira gure haurtzaroko ipuin tradizional gehienak. Hitz samurrak dira, haurrak zein gurasoak irudimenezko mundu paralelo batera eramaten dituztenak, non dena baita posible.

“A4 hiri baten istorioa” Sofiako (Bulgaria) Children Architectural Workshopek sortutako ariketa bat da. Horri esker, haurrek arkitekturaren alorrari buruzkoak ikasten dituzte. Hiri jolas bat da, haurrek hiriari eta haren funtzionamenduari buruzko ezagutza gara dezaten. Pertsonen oinarrizko jarduerak definitzen dira; hala nola etxean bizitzea, ikastea, lan egitea edo erlaxatzea. Eta, era horretan, haurrek jarduera horiekin bat datozen eraikin mota guztiak ezagutuko dituzte. Haurrek modu atseginean jasoko dute euren inguruneko eraikinen berri, eta horien arteko lotura funtzionalei buruzkoak ikasiko dituzte. Bereziki, modu emozionalean eta euren irudimena baliatuz hautemango dute arkitektura. Izan ere, haurrentzat eraikin bat ez da soilik adreiluz eta zementuz osatutako zerbit. Haurrek bizia ematen diote eraikinari, eta magia betetako istorio amaiezinak kontatzeko gai dira. Haurrei izugarri gustatzen zaie esploratzea eta esperimintatzea, baita sortzea ere. A4 orri bat hiru dimentsioko hiri bihurtzeko erronka, horrenbestez, esperientzia zirraragarria da eurentzat.



Argibideak:

1. – Inprimatu A4 orria.
2. – Moztu lerroetatik.
3. – Tolestu puntuz osatutako lerroetatik.
4. – Tolestu marra eta itsatsi erlaitzean.
5. – Asmatu istorio bat eta pertsonaiak.
6. – Gehitu marrazkiak zure maketari.
 - Ateak, leihoak, korridoreak, loreak, etab.
7. – Saia zaitez zurian dagoen beste A4 orri batekin.
 - Ez erabili ereduko orria, baizik eta zure irudimena!
8. – Konbinatu hainbat A4 eredu, sortu zure hiria eta jolastu.

Amag